G05467
Score = 2.627 (1st)

G05814
Score = 2.627 (1st)

G04844
Score = 2.568 (3rd)

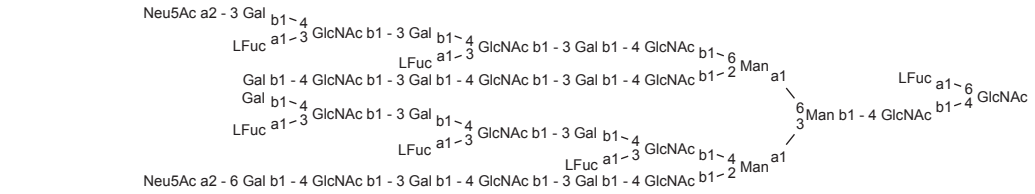

G11846
Score = 2.549 (4th)

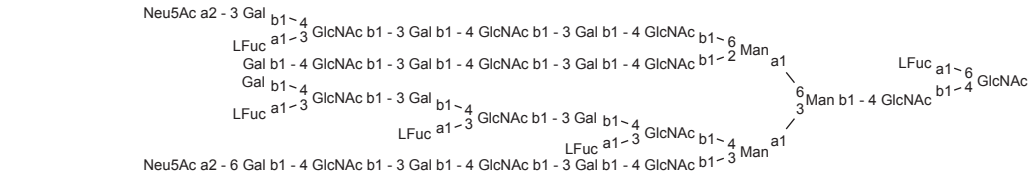

G04206
Score = 2.442 (5th)

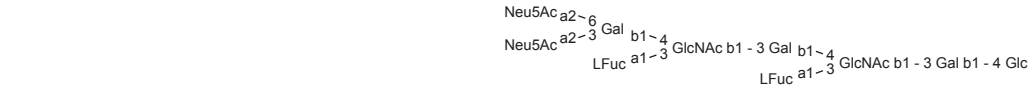

G04056
Score = 2.421 (6th)

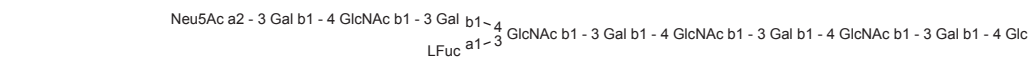

G00197
Score = 2.419 (7th)

G10278
Score = 2.419 (7th)

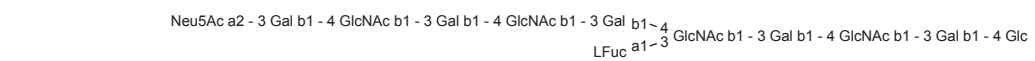

G10271
Score = 2.419 (7th)

G00193
Score = 2.413 (10th)

G00194
Score = 2.413 (10th)

Figure S7. Predicted glycan structures from the gene expression profile of human carcinoma U937 cell line. Predicted structures with high score (top 10) are shown. While thy have different core structures, they share the terminal sialic acid (Neu5Ac) and fucose, and some glycans contain sialyl Lewis X structure (Neu5Ac a2-3 Gal b1-4 (LFuc a1-3) GlcNAc). Note that the structure of G04056 (6th), which is not in nature, is miss-predicted due to annotation error in the KEGG GLYCAN database.